

Access Line Enclosures

The Access Line System





Access Line

The Access Line System is especially suitable where easy disassembly and access to the encapsulated noise source is required.

Available in various designs and finishes such as galvanized, stainless steel or painted finish. The entire enclosure, or parts of it, can be dismantled without loosening any bolts and screws.

System Design

The Access system is made up of columns and wall / roof panels, which are mounted in a bottom rail and a top rail. The elements are demountable as they are mounted without bolts. They are made of 1.25 - 1.5 mm steel plate and provided with absorption fitted with perforated plate on the back, which protects the absorption from bumps and mechanical impact.

The panels are manufactured in 50 and 100 mm panel thickness. Panel heights up to 3 m. At higher heights, panels are built on top of each other. Panel widths from 200 to 850 mm.

Advantages

Flexible Structure

The panels can change location, be dismantled or rebuilt as desired.

Easy Access

The enclosure can be provided with doors, hatches and windows, which are placed exactly where the need is. Often the panels are used as an access door, as they are easy to dismantle.

Easy to Disassemble

All wall and roof panels and secondary profiles can be removed without the use of tools. Flat weight approx. 18 kg/m².

Pipe Bushings

Normally performed during installation. This work must be done very carefully, as it has a great influence on the achievable damping.

Application

Used for encapsulation of machines where there is a requirement for quick access - eg. in the case of error production or supply of raw materials.

Also used where there is a desire that all (or parts of) the enclosure can be quickly removed - typically within 10-30 minutes - e.g. for service and repair work.

Example Uses

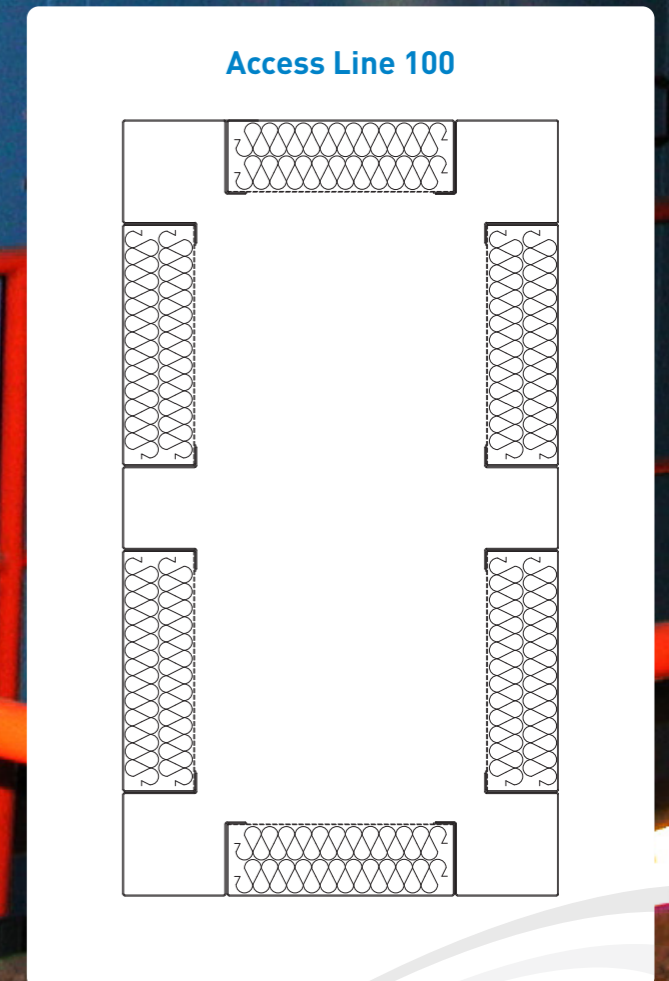
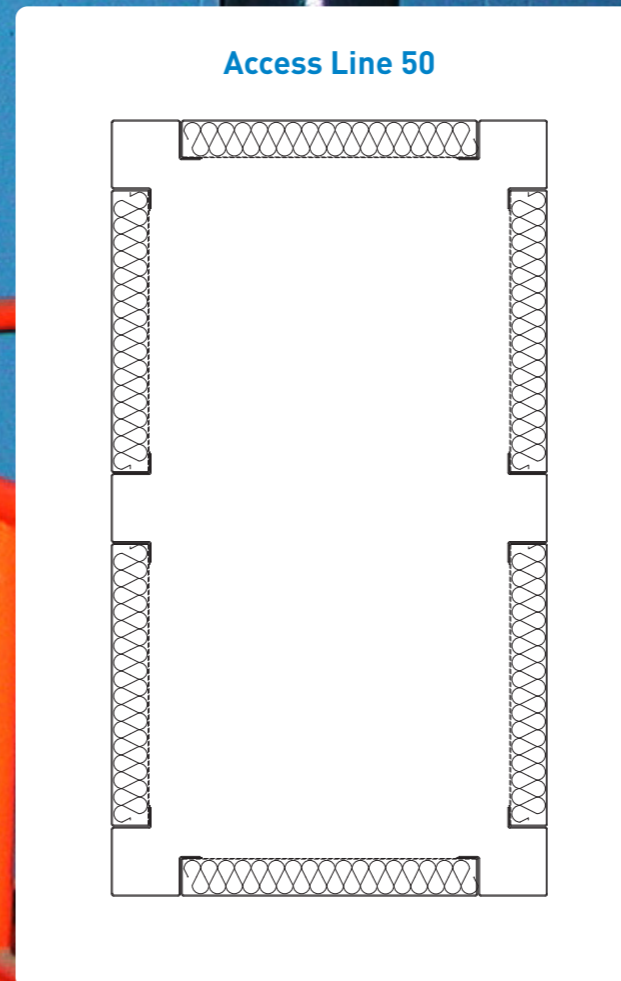
- Power plant machinery (feed water and condensate pumps)
- Wire Pull Benches
- Woodworking machinery
- Machine tools
- Mechanical presses
- Agitators
- Centrifuges and decantors

Ventilation and Cooling

The enclosure can be equipped with sound locks and mechanical ventilation and also air condition if required.

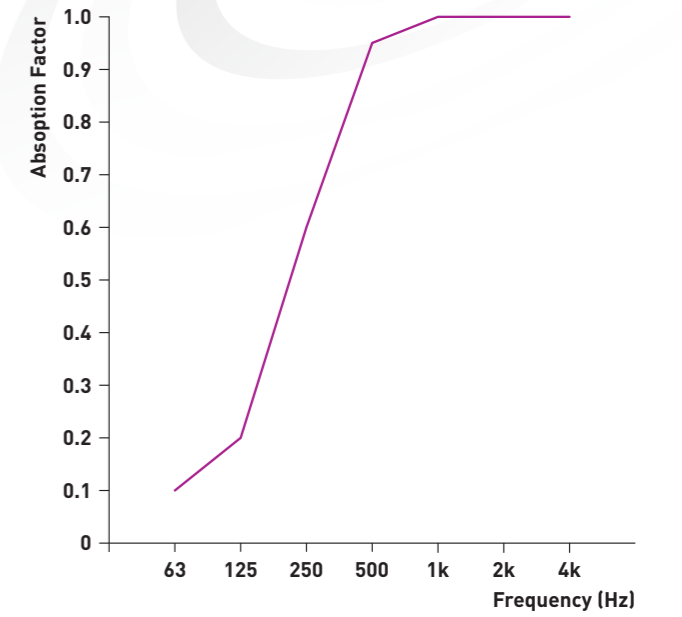
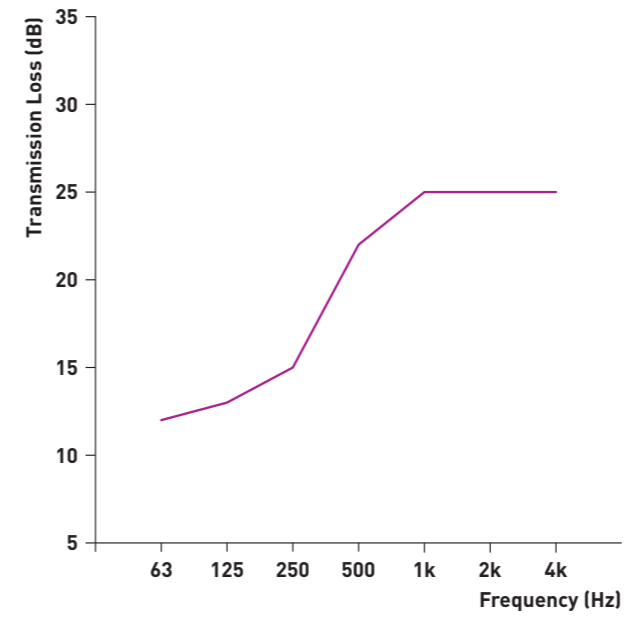
Noise Control Data

- **15 - 20 dB (A)**
Standard version incl. doors, windows with one layer of glass and pipe penetrations.
- **20 - 22 dB (A)**
Standard version with few doors etc. and very careful adjustments.
- **25 - 30 dB (A)**
Version with double plate, extra strong doors and 2 layers of glass.



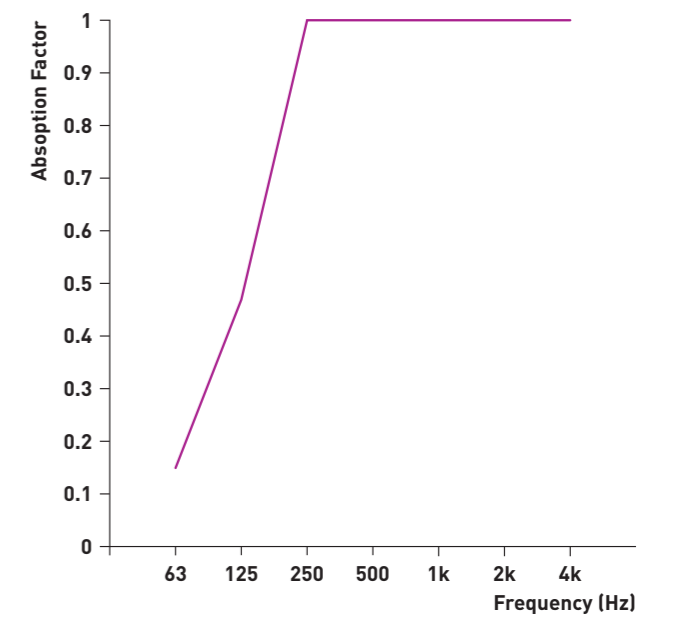
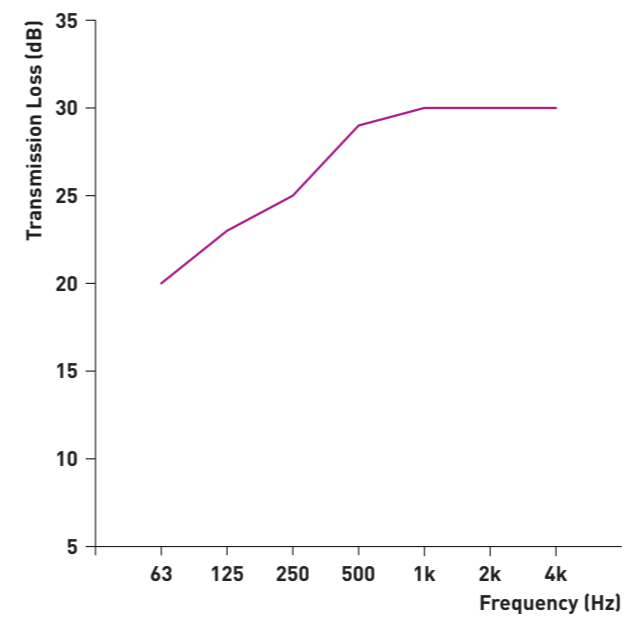


Access Line 50 Noise Reduction



Frequency (Hz)	63	125	250	500	1k	2k	4k	
Transmission Loss (dB)	12	13	15	22	25	25	25	Rw 24
Absorption Factor	0.10	0.20	0.60	0.95	1.00	1.00	1.00	NRC 0.75

Access Line 100 Noise Reduction



Frequency (Hz)	63	125	250	500	1k	2k	4k	
Transmission Loss (dB)	20	23	25	29	30	30	30	Rw 30
Absorption Factor	0.15	0.45	1.00	1.00	1.00	1.00	1.00	NRC 0.89





**Head Office - Winchester, UK****T:** +44 (0) 1962 873 000**E:** info@iac-uk.com**Australia****T:** +61 (0) 2 8781 0400**F:** +61 (0) 2 9725 2939**E:** info@iac-australia.com.au**China (Dongguan Office)****T:** +86 (0) 769 89899966 802**F:** +86 (0) 769 89899966 810**E:** china.sales@iac-china.com**China (SH Office)****T:** +86 (0) 21 68825328**E:** test@iac-china.com**Denmark****T:** +45 36 77 88 00**E:** mail@iac-nordic.dk**Germany****T:** +49 (0) 2163 9991 0**F:** +49 (0) 2163 9991 23**E:** deutschland@iac-gmbh.de